

Knowledge-Experience-Integrity

K.E.I.
Products


National Sales Manager

Doug Arnold

Ph: 1.318.765.6855

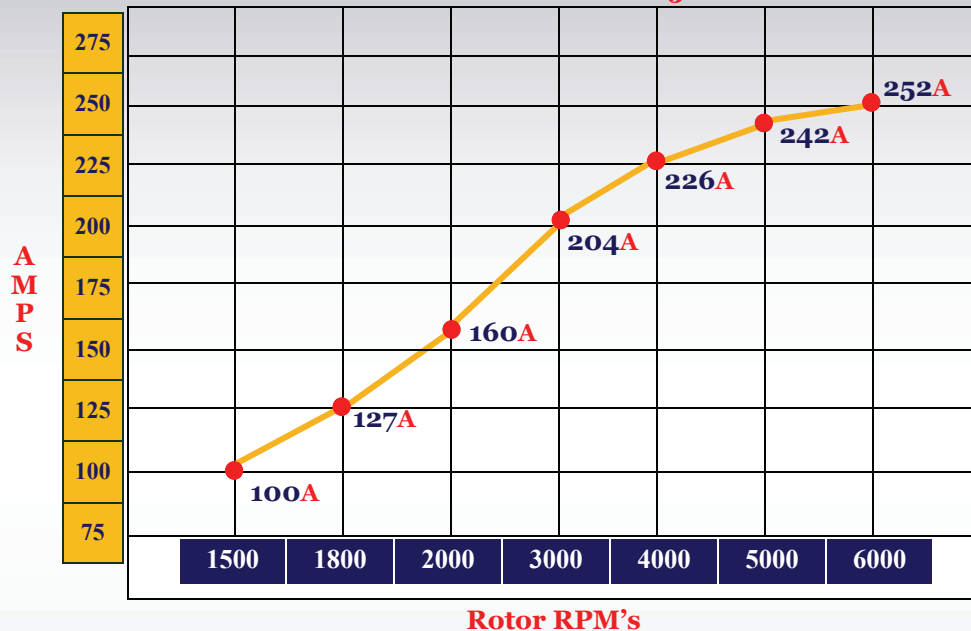
Email: doug@keiproducts.com

Model
KB-J250LE-24-K-D



250 Amp
24 Volt
Externally
Regulated
Brushless

Alternator Output
Alternators are tested at **26.5 Volts**



How to Determine Alternator RPM's
Crank Pulley OD divided by Alternator Pulley OD = Pulley Ratio
Pulley Ratio times Engine RPM's = Alternator RPM's

Facts

- 10 Positive and 10 Negative Diodes
- Hair-Pin Technology Stator
- Precision Balanced Rotor

Meets Marine Requirements for Ignition Protection on Gas or Diesel Engines of ISO 8846, USCG, Stated in Title 33 CFR 183.410, SAE J1171, and International CE Standards

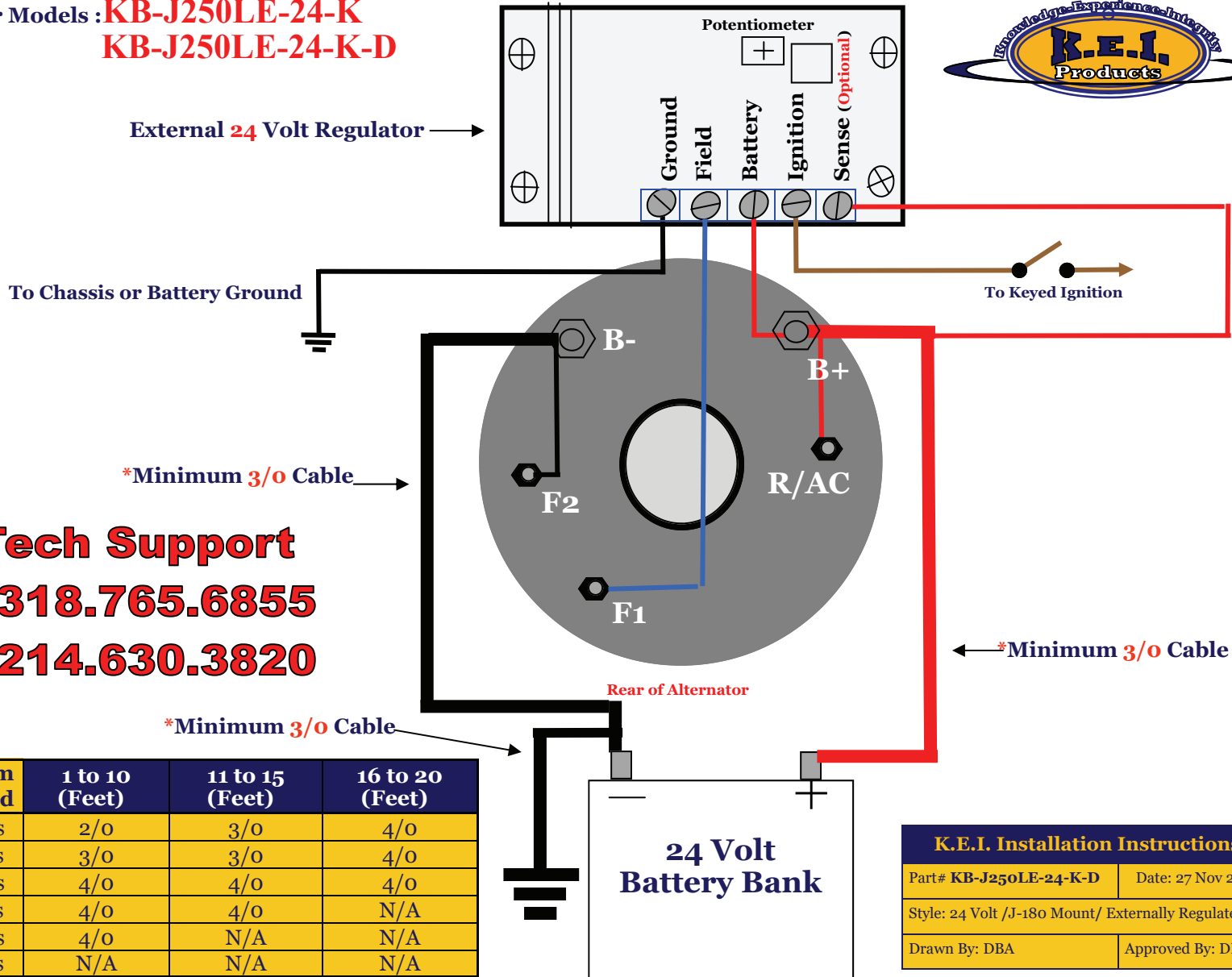
Warranty:

From Date of OEM Install: 2 Years or 200,000 Miles
From Date of Aftermarket Install: 1 year or 100,000 Miles

K.E.I. Products – Mission Statement

K.E.I. Products, prides itself on designing and building High Performance, High Amperage Alternators in Dallas, TX.
Leverage K.E.I.'s Highly Skilled, Technically Proficient Employees (**125 years of Combined Experience**), with Superior Customer Service, to reduce your operating costs, while decreasing your vehicles down time.

Alternator Models : **KB-J250LE-24-K**
KB-J250LE-24-K-D



Maximum Amp Load	1 to 10 (Feet)	11 to 15 (Feet)	16 to 20 (Feet)
200 amps	2/0	3/0	4/0
250 amps	3/0	3/0	4/0
300 amps	4/0	4/0	4/0
350 amps	4/0	4/0	N/A
400 amps	4/0	N/A	N/A
450 amps	N/A	N/A	N/A

K.E.I. Installation Instructions	
Part# KB-J250LE-24-K-D	Date: 27 Nov 2015
Style: 24 Volt /J-180 Mount/ Externally Regulated	
Drawn By: DBA	Approved By: DK

***Note:** Positive and Ground Cables from Alternator and Battery, must be upgraded to at least a minimum size Cable according to chart on this document.